



DOMINA PRO 700 - ELEMENTS NEUTRES

N74AC

MONOBLOC SUR BAIE LIBRE

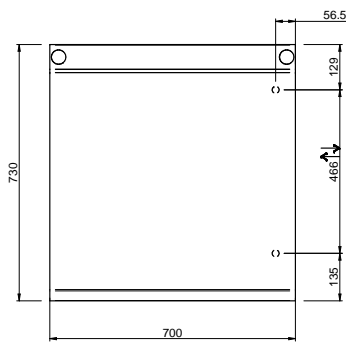
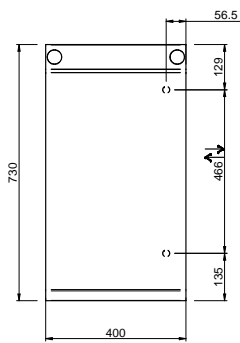
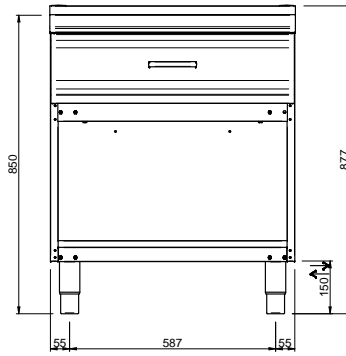
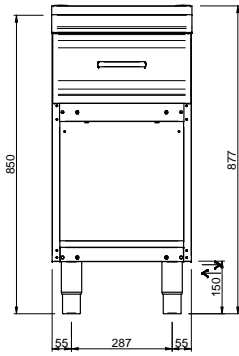
SPÉCIFICATIONS TECHNIQUES:

Dimensions exterieure - LxPxH (cm)	40x73x85
Tiroir	<input checked="" type="checkbox"/>

SPÉCIFICATIONS SUPPLÉMENTAIRES:

Poids (kg)	34
Volume (m3)	0,5





LEGENDA SIMBOLI / LEGEND



INGRESSO GAS / GAS INLET
(EN 10226-1) Ø M 1/2"



INGRESSO ACQUA /
WATER INLET Ø M 1/2"



ATTACCO EQUIPOTENZIALE /
EQUIPOTENTIAL



ALIMENTAZIONE ELETTRICA /
POWER SUPPLY



SCARICO ACQUA / OLII
WATER / OILS DRAIN



REGOLAZIONE PIEDINI /
FEET ADJUSTMENT (h 0/+50)
/TOP VERSION (h 0/+5)